

## THE CONTROLS OF THE ADHESIVE POSTAGE STAMPS OF SIAM

By C. E. D. ENOCH, F.R.P.S., L.  
(Read at Paarl Congress, October, 1957)

The controls of Siam are more often missed by the average stamp collector than otherwise, as, unlike most other Countries, they are not applied by the Printers (with one notable exception), but by the Controller of Post Office Stores (?), and, again with the one exception, are normally found impressed on the back of the stamps. These are therefore not visible when the stamp is the usual way up and, in the case of used stamps, it usually disappears when the stamp is used.

Unfortunately very little appears to be known about these Controls which appear to be much scarcer than might be expected from what is known about them.

The first Control appears to have been brought into use as a check on sheets of stamps handstamped with a new value during the period December 1889 to 1891 and included by SG 25-39 and possibly 41-43.

The control mark consists of a reproduction of the signature of H.R.H. Prince Prisdang and the date (Fig. 1). This was handstamped on the back of every sheet, usually twice, and appears to have been impressed by means of a rubber stamp. Sheets are known, however, on which this control does not appear and a few are known with the signature alone without the date.

The late R. W. Harold Row in his Handbook (page 12) states that he does not know of a control on either of SG 38 and 39. I have, however, in my collection a pair of SG 39 showing part of a similar control (Fig. 1a). It will be seen that in this case the signature is missing and that the control appears to be framed, at least in part. The date on this particular control is March 1889, which is some 6 months before the first of these surcharges appeared in the Autumn of that year.

This extremely early date must, therefore, give rise to considerable doubt concerning the reason for these controls as given by Row on page 10 of his Handbook.

As far as I know these control marks have not been found on the unsurcharged sheets of SG 18 and 19, but surely the Authorities did not take six months to manufacture the surcharges nor did they anticipate the necessity for these surcharges so long before they were needed.

The next control mark is found almost invariably on the reverse of sheets of the 1 att on 64 atts (SG 91) and 2 atts on 64 atts (SG 94) but has never been seen on Setting B of these two surcharges (SG 92 and 93). The control consists of a rectangle slightly larger than a single stamp with a horse-shoe shaped inscription in Siamese around the upper part and two lines of inscription at the base. This latter consists of the first four characters of the Siamese inscription of the surcharge on the upper line with the words "1 Tical" (in Siamese) on the lower line, (Fig. II). Row (page 31) discusses this mysterious control at some length but without advancing any explanation for its existence only on Setting A of these two surcharges. The value (1 Tical) is that of the original unsurcharged stamp (64 atts) but the control is never found on the sheets of the unsurcharged stamps.

Row (page 34) records the existence of a different control on the back of one sheet of Setting A of the 2-atts on 64 atts, but was unable to decipher it. I also have a copy of this particular item applied in red, but am also quite unable to decipher it!

Two more Controls appeared in 1908 apparently uniquely for use on two only of the many surcharges of that year. The first consists of an ordinary date stamp exactly as used for cancelling letters at the Head Post Office (No. 1) of Bangkok (Fig. III). The inscriptions are entirely in Siamese and read "Bangkok" in the upper part of the circle and the Post Office Number at the bottom with the Siamese date across the centre: the illustration shows the date 30-6-127 (i.e. September 30, 1908). This control is only found on sheets of the 4 atts surcharged on 5 atts (SG 237).

Strangely enough this control has not been recorded on this stamp further overprinted for the Jubilee Issue of November 1908 (SG 243).

A similar "postmark" control (Fig. IV) is found on the 9 atts on 10 atts (SG 239) and on no other stamp. Again it is the normal type of postmark in use at the Head Post Office Bangkok, but inscribed bilingually—Siamese at the top and English at the bottom—with the date across the centre in Siamese on the left and English on the right.

The two foregoing controls are never found on the unsurcharged sheets, nor, apparently, on the other surcharge (SG 238) which appeared at this time, and are kept

*Risding*

18 JAN. 90

Fig. 1.

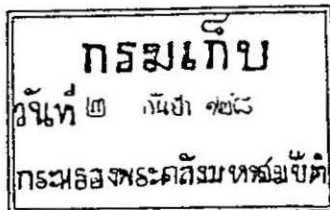


Fig. 5.

MAR 89

Fig. 1a.



Fig. 3.



Fig. 6.



Fig. 4.



Fig. 2.



Fig. 7.

5

Fig. 8.

strictly each to its own value, consequently the reasons, if any, underlying their use are unknown.

I have recently discovered a control on the reverse of SG 238 which is not mentioned by Row. Unfortunately it has been very faintly applied in red and is quite indecipherable. It appears, however, to be a Postmark type, as for the other two surcharges, but of quite dissimilar size to those described above. It consists of a small double line circle enclosing two segments of an inner circle separated from each other by a rectangular space, but appears to be entirely lacking in inscription, whether English or Siamese. It is possible that this is the same control as is found on the 1920 Scout Stamps (Fig. VII).

The next Control came into use with the surcharges of August 1909-1910 (Fig. V). This is a large rectangular cachet covering a block of six stamps and is normally applied once only to each sheet and always in violet. It was applied by means of a rubber stamp and is often blurred and illegible. It is only found complete in large (normally marginal corner) blocks. The inscriptions (entirely in Siamese) read:—

OFFICE OF TAXES  
ISSUED 2 SEPT. 1909  
MINISTRY OF FINANCE

The date, of course, varies on the different sheets and being in the Siamese calendar reads 128 for 1909 etc. The date given above is the English equivalent of that shown on the accompanying illustration (Fig. V).

An interesting sidelight on the use of this control is that the sheets of the re-issue of SG 258 made in July 1912 invariably show the date July 2, 1910 which indicates what a large stock of this surcharge must have been on hand at the time of the issue of April 1910 making its appearance!

The sheets of stamps surcharged during the years 1914-1916, comprising SG 291-297, also bear the same control on the reverse (Fig. V).

The next control mark to be used broke with previous custom inasmuch as, instead of being applied once or twice in the sheet, it was usually, but by no means invariably, applied once on every block of four stamps on the sheet in such fashion that practically every stamp on the sheet bears a quarter of the full control on the reverse (Fig. VI).

This control was applied, in the first instance, to the special overprinted Red Cross Issue of 1918. In addition, a few copies of the 1914-16 surcharges are known with this control on the reverse, although there is no evidence as to whether such controls were applied to the entire sheet or merely to corner blocks as had hitherto been the practice. In addition, I possess one copy only of SG 231, issued in 1907, with part of this control on the reverse. I have no knowledge of how this lone stamp came to receive this control, and so many years before it was used again.

The control consists of a large circular design having the Arms of Siam in the centre surrounded by an inscription in Siamese and English reading POST & TELEGRAPH DEPARTMENT OF SIAM in the centre of another and larger double-lined circle (Fig. VI). This control is invariably applied in violet, again probably by means of a rubber hand-stamp. It may be found inverted and/or sideways relative to the face of the stamp. Occasionally it was misplaced so that the design was not quadriseded by the centre perforations of the block of stamps to which it was applied, but this appears to be a genuine error and somewhat rare. Still more occasionally it was not applied at all, but I am unable to state whether this was an accident affecting only a few stamps on the sheet or whether the entire sheet escaped the control.

The same control (Fig. VI) was also applied, but in red only, on the back of some sheets of the Victory Issue of December 2, 1918. The same remarks concerning inverted and/or sideways impressions apply equally to this issue, but the great majority of stamps do not show any trace of the control and it may well be that, for this issue, the Authorities reverted to the previous practice of only applying the control once or twice to the reverse of each sheet.

Another control which I have so far only identified on the second Scout issue of 1920 was also applied at the intersection of some, but apparently not all, blocks of four. I have not, as yet, been able to elucidate the entire control but illustrate those portions which I have been able to decipher, (Fig. VII). It consists of a small single-lined circle enclosing two semi-circular segments separated from each other by a small rectangular space containing a series of dashes along its length. The segments appear to contain what may eventually prove

to be an inscription in Siamese. The control is invariably applied in black, but may be identical to a control applied in red to the face of a single copy of SG 237 in my possession, which, however, is far too faint to permit of any description or positive identification.

So far as I know no controls have been recorded on the 1 Tical surcharges of 1885, nor any issue later than (?) 1928.

In addition to the foregoing controls there are a number of stamps known which appear to have portions of what may be further controls on their reverse, but none of these is in the slightest way decipherable in whole or in part, and these items must, therefore, remain an unknown quantity for future study and research. One particularly interesting item among these mysteries is a copy of the 28 Satang stamp of 1910—the only known case of a control (?) on the reverse of an unsurcharged stamp.

A further mystery in this category which does not appear to have been solved is described by Row (page 60) as "a letter S in fancy type, printed in blue ink. The letter is almost exactly similar to the capital S used in the word SIAM in the high value surcharges previously described" (SG 228-230). Row describes this as appearing on the back of each stamp of a small block of SG 231. I have, in my collection, another single copy of this mark on the 24 atts red-brown of December 1905 which antedates Row's record of usage by two years! Can this be intended as a "Specimen?" If so, it would appear remarkably futile inasmuch as, being on the reverse, it would not prevent unauthorized use! (Fig. VIII).

The only normal type control to be found on Siamese stamps is the usual Plate No. inserted on the sheet margin by the printers, Messrs. De La Rue. It takes the form of a large uncoloured numeral "1" contained within a circle in the colour of the stamp, as is usually the case with these printers. This control is impressed twice on each sheet, above the second stamp in the top row of the upper pane and below the eleventh stamp in the bottom row of the lower pane. This control is only found on the 1 att stamp (SG 44).

In conclusion I must acknowledge my indebtedness to the late R. W. Harold Row, B.Sc., F.L.S., for much of the material which I have incorporated herein, and to Mrs. J. M. Penrose of Johannesburg for her assistance with the illustrations.

# The Mafeking Blues

by

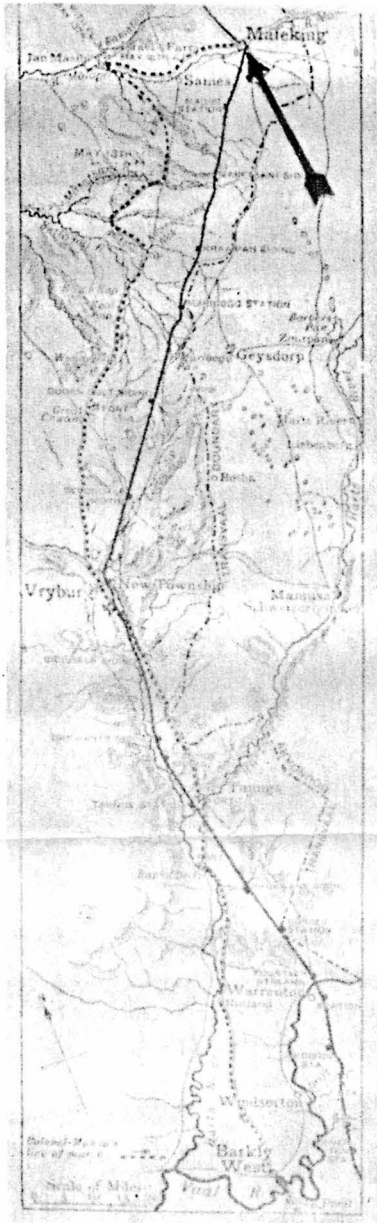
Robert Goldblatt, FRPSL




*Cadet Sgt-Major Goodyear.*



*Colonel Baden-Powell.*



Map of the route of the Flying Column which relieved Mafeking.



Victoria Hospital.

## Introduction and scope

The stamps produced in besieged Mafeking by the photographic ferri-prussiate process have, since the date of their issue, enjoyed the attention of the philatelic press over the years. Many eminent philatelists have studied and contributed to our knowledge of these emissions, and the stamps overprinted "MAFEKING BESIEGED" and additionally surcharged. Amongst the students of this field are philatelists of the calibre of Stephen G Rich, Bertram W H Poole, Dr K Freund, F J Melville, L N and M Williams and A Lichtenstein. Dr Freund commenced a series of articles in *The South African Philatelist* ("The Status of Mafeking Siege Stamp - facts about a fascinating and classic issue") which dealt with the stamps and information relating to the siege in great depth. Unfortunately this excellent series of articles did not run its full contemplated course.

This article attempts to collate relevant information relating to the "Mafeking Blues", the term used to describe the 1d Goodyear "Bicycle" Stamp and the 3d Baden-Powell Stamp, and its scope will also encompass the production of the £1 Siege Note or "good for", also produced in Mafeking by the identical process, as the production of the note had a direct bearing on the stamp.

Finally, I intend to illustrate how certain misconceptions alluding to the issue of these stamps have become legend, and will endeavour to correct the record. In so doing, I will naturally express my own views, and hopefully raise issues which, if found to be controversial, may spur on other enthusiasts in this field to join issue with me, through the medium of this journal, so that these misconceptions may be ventilated and rectified once and for all, in the interests of philately.

A further motivation for this article is that for a considerable time no article of consequence relating to the Mafeking "Blues" has appeared in this journal, and the older issues of *The South African Philatelist* are not so readily available to the current generation of Mafeking and Boer War enthusiasts. It is time that the "embers were raked over again".

## Historical background

### Mafeking

This town was originally the kraal of the Baralong Tribe, an offshoot of the Tswana, who in search of a settlement populated the area under their leader Montshiwa. At the site where the Baralong arrived there is a quantity of large stones, which so captured their imagination that they named it "Mafikeng", (literally "amongst the stones" - *Mafika* (stones) and the ending *ng* (the place of). But the official spelling of *Mafeking* was adopted.

The town is situated in the Cape Province near the frontier of what was then the Bechuanaland Protectorate, and until 1961 the Imperial Reserve at Mafeking was the administrative capital of the Bechuanaland Protectorate, the only capital in the world outside the country which it governed. Mafeking was approximately 13 km from the western border of the South Africa Republic (Transvaal).

In 1899, the year of the outbreak of hostilities, Mafeking was a small but thriving town and railway connection. It had been the terminal point on the railway line from Cape Town but, with the extension of the line to Bulawayo, it was nonetheless an important railway stop on the extended rail system. Its population of approximately 1 800 Whites and 8 000 Africans was well catered for by the commercial establishments which included several attorneys offices, a branch of the Standard Bank, three or four hotels, the photographic studio of D. Taylor, the Victoria Hospital and a Convent. The town was served by its own newspaper, *The Mafeking Mail*, printed by the local printers, Messrs Townshend and Sons (who were later to feature prominently in the manufacture of the Siege stamps).

## The siege

Prior to the commencement of hostilities, British and Cape Troops, comprising approximately 1200 men, were stationed at Mafeking in anticipation of the conflict which was to result. The preparations for a siege were well in hand when Boer forces under the command of Cronjé crossed over the Transvaal border, and advanced on Mafeking from Zeerust. The attack commenced on 12 October 1899. The defence network comprised basically six large fortifications strategically located so as to protect the outer periphery of the town. In addition to the main fortifications, smaller defence units were established at forts and outposts. The six main fortifications were designated as postal zones for the delivery of local mail on 22 March 1900.

In their advance towards Mafeking the Boer forces captured sections of the railway to the north and south of Mafeking, isolating the town. Although well provisioned with food-stuffs and ammunition to enable the town to withstand a siege of substantial duration, the artillery available to the defenders was, however, minimal.



*Boer forces manning the trenches.*

The Boer Force under Cronjé numbered approximately 8 000 men and was, in contradistinction to the defenders of Mafeking, well equipped with artillery. Had a determined effort been made by the Boers to overrun the defensive positions and capture the town, the strong probability is that this would have succeeded. The general pattern which was to follow, however, was that both sides "dug in" and the Boers brought up field artillery and commenced a bombardment of Mafeking on 17 November 1899. On 26 November three large siege guns were positioned by the Boers, and Mafeking was now subjected to a bombardment by these weapons of a far heavier calibre, in addition to the field guns.

The British fortifications, forts and outposts forming the

Town's defence were established at varying distances up to approximately one mile from the beleaguered town's perimeter, and save for sporadic sorties, a virtual stalemate was reached.

During January 1900 the Boers siphoned off approximately one half of their troops to Kimberley, which had the resultant effect of relaxing the tight cordon encircling Mafeking. Cronjé was replaced by Commandant Snyman, who assumed control of the Boer forces, and was also not disposed to making a direct assault in strength to overcome the resistance of the defenders. An unsuccessful attempt to relieve Mafeking was made by General Plumer with his force from Fort Tuli, Rhodesia, on 27 January 1900. The virtual stalemate continued thereafter, save that the town was heavily shelled on 27 March 1900.




*Colonel Plumer's attempt to relieve Mafeking.*

On 17 May 1900 the siege was lifted by British columns which arrived from Kimberley via Vryburg. The defence of Mafeking and its ultimate relief was jubilantly greeted throughout the Cape Colony and particularly in England.


The word "MAFFICK" was born, and is still to be found in the Oxford Dictionary meaning to "exult joyously", and is in keeping with the great celebrations which occurred in London on learning of the relief of the town.

During the siege Mafeking was pounded by 1498 94 pounder shells and 21 000 projectiles of smaller calibre, and the loss of life was minimal having regard thereto.

As already stated, the approximate population of Mafeking at the commencement of the siege consisted of about 1 800 Whites, 1 200 members of the Garrison and a large number of Africans estimated at 8 000.



*Bombarding Mafeking: State Artillery men laying the big Creusot gun "Creechy".*



THE RELIEF OF MAFEKING: THE PROCESSION THROUGH THE MARKET SQUARE.

*The relief of Mafeking. (Dixon's Hotel in the background).*

## The Native runners

The Military Authorities purchased the stamps on hand at the Post Office at their full face value from the Postmaster, Mr Howat. As normal postal links had been severed, the post was conveyed by native postal runners who took their lives in their hands by so doing, for if they were caught, and many were, they were shot by the enemy.

Initially, the messages conveyed by the runners were official communications only, but at a later stage private mail was carried. When Kimberley was relieved by General French, the Boer forces became depleted as a result of the removal of about half their numbers, who left to strengthen their lines on the Modder River. The tight cordon thrown around the town was in consequence not as effective as before, and as Colonel Plumer's relief force was now at this stage also much nearer the beleaguered town, the distance the runners had to carry the mails was in consequence considerably shortened. It is obvious that the native runners would require compensation to be adequate for the risks undertaken by them. Initially they were paid in cattle, but as the siege wore on the remuneration was to sound in monetary terms. An agreement was arrived at by which the runners were paid £15 per run, but this was later increased to £25 or thereabouts.

In order to assist in the defraying of the costs of the runners, an increased postal rate had to be levied for the carriage of private letters, which was duly promulgated through the medium of the *Mafeking Mail* and was determined as follows

6d per  $\frac{1}{4}$ oz. for mail carried by the Southern Route via Kimberley

1/- per  $\frac{1}{4}$ oz. for mail carried by the Northern Route via Bulawayo.

To give effect hereto it became necessary for the Military Administration to surcharge the stocks of stamps purchased from the Post Office, and the operation was carried out by the local printers, Messrs Townshend & Son, who also overprinted the stamps with the wording "MAFEKING BESIEGED". It is unnecessary for the purpose of this article to detail the stamps so surcharged and overprinted, save to give the quantity of the ultimate denominations after the surcharge was printed, which were:

19,200 stamps 1d

9,600 stamps 3d

11,880 stamps 6d

7,620 stamps 1/-

The relevance of these figures will become apparent.

(Note: Whilst it is beyond the scope of this article, it could be mentioned that the writer has an example, and has seen another, of the 1d "Hope Standing" stamp of the Cape of Good Hope used during the Siege without the overprint "Mafeking Besieged", or any surcharge. Thus it would appear that at least one sheet was not overprinted or surcharged.)

The fact that native runners had to carry the mail through the Boer lines under extremely hazardous conditions was a

determining factor in limiting the number of letters which could be carried by each of the runners on the "external" routes to the north and the south. In this respect a notice appearing in the *Mafeking Mail* on 22 March 1900 (No. 97) in somewhat humorous vein, relates to the above:

*"Private letters will in future be sent by the Intelligence Department, by runners in batches of 30 (letters not runners) at a time, first come, first served, the Communications will be despatched in the order they are received. Don't all speak at once."*

It would appear that although the people of Mafeking were keen to communicate with friends and relatives in other parts of the country, and the British soldiers were desirous of writing "home", there was an adequate supply of stamps surcharged at the 6d and 1/- rate to cope with this correspondence.

It could also be mentioned that certain war correspondents in Mafeking engaged the services of "private" runners, and under these circumstances postage was not payable. Quite possibly, by favour, letters could also have been carried by the "private" runners for certain inhabitants where a measure of urgency dictated such need, and the necessary accommodation was obtained. In any event, the supply of stamps for the external mail was sufficient during the siege.



*Native runner slides stealthily past the Boer sentry.*

## The local mail service

An entirely different picture presents itself, however, in respect of the "Local" mail service. The charge of 1d per  $\frac{1}{2}$  oz. for delivery of mail to the outlying outposts and forts, quickly absorbed the supply of stamps surcharged with the 1d and 3d denomination. This was due to the townsfolk and the soldiers corresponding frequently, and more so, because the inhabitants wished to encourage and build up the spirit of the militia and the town guard, and to assure them "that all was fine in the town itself." These sentiments were similarly conveyed by letters in the opposite direction for one and the same reason. This "need to communicate" soon absorbed the supply of stamps surcharged for local usage, and a genuine need thus arose to print stamps for the replacement of the depleted stocks.

## Shortage of currency leading "inter alia" to production of the £1 note

Another consequence of the siege is that there arose a shortage of currency in the town. At this juncture it might be convenient to deal with the printing of the £1 Mafeking banknotes, as their method of production is so akin to the Mafeking "Blue" stamps, and they in fact preceded the issue of the Mafeking "local" stamps. It was the success in the method of their production which gave rise to the thought that stamps could be manufactured locally using the same techniques. An extract from the official correspondence of the General Manager of the Standard Bank addressed to his Directors in London reads:

*"It will be within the recollection of the directors that, owing to the difficulty occasioned by the scarcity of coin and notes, and to provide for military payments during the Siege of Mafeking, the Colonel Commanding ordered the issue of garrison siege notes repayable on the resumption of Civil Law".*

The following notice is contained in the issue of the Mafeking Mail of 25 January 1900 (No. 58) on the 105th day of the Siege, under General orders, and is dated 22 January 1900.

**"ISSUE OF BANKNOTES** - It is notified for General Information that the Colonel commanding has authorised the issue, by the local branch of the Standard Bank, of certain notes of £1 and £5 face value respectively on Banks outside the limits of the Cape Colony".

The same issue of the newspaper carries a further notice dated 23 January 1900.

**"PAPER CURRENCY** - Owing to the scarcity of silver it has been found necessary to issue paper currency for small amounts (namely 3/- 2/- 1/- 9d 6d and 3d). This will be redeemable on the termination of the Siege, and is current for its full face value. All persons are, therefore, warned that refusing to accept; charging commission on; or paying less than the full face value of this currency is illegal, and will render the offender liable to severe penalties."

It may be of interest to record that no £5 note was ever issued in Mafeking, however. During January 1900 only 1/- 2/- and 3/- "Good Fors" were printed and placed in circulation, and in February there followed further 1/- and 2/- notes, but in March 1900 the 10/- and the £1 "Good For" were issued. Our concern is restricted to the £1 note only, as the other denominations were not photographically produced. The £1 notes are further of special interest in that they were designed by Baden-Powell personally, and are of considerably greater artistic merit than the other denominations. They measure 103 x 135 mm.

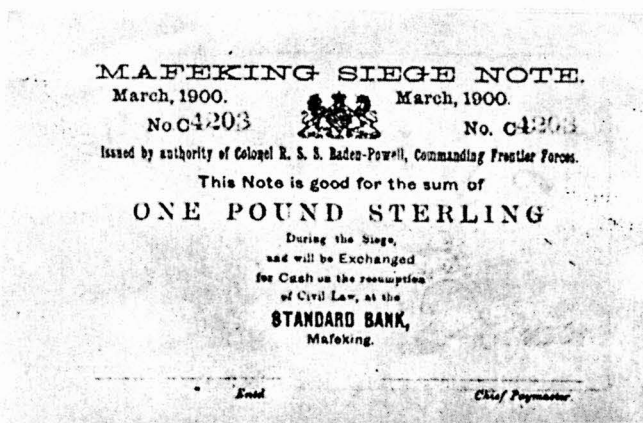
The £1 notes were photographically produced in an underground darkroom by the Mafeking auctioneer, Mr F. J. Ross,



£1 - Siege Note.

an enthusiastic amateur photographer who owned a Thornton-Pickard Ruby reflex camera. When he realised that the siege would of a lengthy duration, he bought all the available photographic plates in the town. These were Ilford products of varying speeds. Mr Ross photographed extensively during the siege and was given a special permit by Lord Edward Cecil to proceed to the outposts to take photographs.

Baden-Powell discussed the possibility of producing currency notes photographically with Mr Ross, and he made an experimental negative from a pen and ink sketch which Baden-Powell had prepared in his own note book. This prov-



An essay of a Mafeking £1 note. (104 x 158 mm)



Another essay of a Mafeking £1 note (126 x 172 mm)



ed to be successful, and Baden-Powell thereafter prepared the design for the £1 note. Ross made six negatives from the final sketch but as one was damaged by a shell, only five of these were utilised.

### The photographic process

There was no photographic paper on hand in Mafeking, and Mr Ross obtained the formula for making sensitized paper by the ferriprussiate process from an old text book. One of the chemicals required for the formula was in short supply. Some confusion exists as to whether this was the potassium ferrocyanide or the ammonia-citrate of iron. Dr A D Bensusan in his book *Silver Images – a History of Photography in Africa* states "there was plenty of Potassium Ferrocyanide, but the Ammonia-Citrate of Iron was in scarce supply and later a small pot was obtained from the north by a native runner".

Dr Freund in reply to an enquiry from a reader of *The South African Philatelist* (167/1956) provides us with some interesting information in regard to the obtaining of the required chemical. He states unfortunately there were no stocks left of ferrocyanide in the besieged town, and attempts were made to smuggle this chemical through from outside. A message to this effect was given to native runners who managed to get through the Boer lines by night. The first attempt was a failure as the runners returned with some wrong chemical, "ferri" instead of "ferro", which was useless for the purpose. The mistake was apparently caused because the message was badly written and the purpose of use for the chemical was not stated.

The next message indicated the purpose for which the chemical was needed and was clearly printed, and this time the right ingredient seems to have been sent along with the runners. Unfortunately, these runners were caught by Boer posts and shot, and all dispatches and material they carried were confiscated. A third attempt to get the ferrocyanide of potassium was successful, and Mr Taylor was at last able to prepare the paper for making the "Blue" notes and afterwards the "Blue" stamps.

A number of printing processes have depended upon the sensitivity of salts of iron of which the most used is the "Blue Print process", used for copying drawings and which was first introduced by Herschel as early as 1824. In this process, the paper is sensitised with a mixture of potassium ferricyanide and ferric ammonium citrate (ammonia citrate of iron). On exposure to light the ferric ammonium citrate is changed to the ferrous compound which, on wetting the paper, combines with the ferricyanide to form Prussian Blue. This process would have been well-known in Mafeking and would seem to have been the one utilised in the production of the sensitised paper.

The production of the glass plate is another matter, however. The amateur photographer could have prepared his own plate either by the earlier wet plate process, or by a dry plate process, or have obtained commercially available plates. The probabilities are that the plates were prepared by the collodion process or by the use of a gelatine emulsion, but as this must remain purely speculative, no useful service can be served by elaborating on the processes.

Irrespective of which chemical was in short supply, there is, however, one correction which should be made to Dr Freund's description. Dr Taylor had nothing whatsoever to do with the manufacture of the Banknotes. These were the work of Mr Ross.

For the production of the £1 "Good-fors" the best paper in town was utilised. Some of these notes were printed on the back of letterheads of the British Bechuanaland Protectorate of the Rhodesian Railways.

Each of the banknotes was separately produced. The negatives were exposed to the sun and the prints were made in a bomb-proof subterranean dark room. In all a total of 683 £1



*The Mafeking Mint:  
Mr Ross manufacturing £1 siege notes.*

notes were printed, each taking fifteen to twenty minutes to produce. In consequence approximately 20 notes were produced daily, i.e. the whole operation of printing the notes occupied about a month. The notes vary in colour from a pale to medium blue. Each note was signed by the manager of the Standard Bank at Mafeking, Mr R Urry, and countersigned by the Paymaster, Captain Greener. They were individually numbered.

The notes are embossed with the One Penny Bechuanaland Protectorate revenue die, and to the writer's knowledge these were the only notes ever produced photographically.

On the cessation of hostilities, and the resumption of Civil Law, only 44 £1 notes were redeemed, leaving 639 in circulation. The claims against the Standard Bank for repayment of the Siege notes became prescribed after 15 September 1910.

The success with which the £1 notes were printed must have suggested to Baden-Powell that the photographic process could be utilised as a modicum for the production of postage stamps under the siege conditions prevailing. In consequence a one penny stamp depicting a "cyclist" and a three penny stamp showing a portrait of Baden-Powell were printed for local use.

### Date of issue of the "Blues"

There are divergent views expressed in the literature relating hereto. Bertram W H Poole – *The South African Provisional War Stamps* – states that the 1d local stamp was produced and issued on 10 April 1900.

Stephen Rich (*Philately of the Anglo-Boer War 1899-1902*) writes that the *Mafeking Mail* of April 8 1900 carried a notice about the Baden-Powell Stamp, stating that they would be on sale on 9 April for local letter use only. This notice, he says, was signed by Postmaster Howat and dated 7 April.

He goes on to mention that the date of issue of the Baden-Powell stamp is therefore usually given as 7 April, although he states that no covers or stamps showing their use before 9 April have been found. Rich requires correction in one respect, as 8 April 1900 fell on a Sunday and no *Mafeking Mail* special siege slip was printed bearing that date. The notice was in fact contained in *The Mafeking Mail* No. 112 dated Saturday 7 April 1900. No notification of the 1d rate appears at all in the *Mafeking Mail*.

### Possible source of the design of the 1d Cyclist stamp

This is a fascinating stamp with an interesting story attached to it. The stamp depicts Sgt Major Warner Goodyear, about whom I will expand upon later in this article. He is seen mounted on his "safety", the term used to describe the bicycle depicted on the stamp.

It is interesting to speculate on how the idea of depicting the cyclist was first conceived. Obviously the Cadet Postmen on



By permission of W. L. Thomas, Esq.

Lord Edward Cecil's Cadet Corps at Mafeking (p. 16).

Drawn by General Baden-Powell.

B-P's sketch of Lord Cecil's Cadet corps at Mafeking.


their bicycles became quite a feature of the besieged town in their smart uniforms, but I would like to make mention of two items which may, and here I make only a surmise - have had some bearing on the choice of the design.

Firstly a sketch of "Lord Cecil's Cadet Corps at Mafeking" drawn by Baden-Powell during the Siege, which shows a cyclist literally "on his bicycle". Baden-Powell has penned "Sgt Major Goodyear" to this study which is shown below, and was reproduced in the "Art Annual 1900".

Secondly, a photograph taken during the Siege entitled "Sounding the Alarm". The scene is set outside Dixons Hotel and the house on the right was Baden-Powell's Headquarters during the Siege. A look-out post can be seen atop the roof and the trumpeter is sounding the alarm on his bugle. Particularly relevant, however, is the cadet cyclist. Notice that his foot is also on the ground as depicted on the stamp, and he is "at the ready" to move off.

### The taking of the photographs

The photograph of Warner Goodyear was taken by Mr D Taylor. Dr Freund relates the somewhat amusing episode which occurred during the photographic session. Capt H Greener (the designer of the Baden-Powell Stamp), Lord Edward Cecil, always ready to give advice, and Mr Taylor, the photographer, accompanied young Warner Goodyear to a quiet street in the town. Warner Goodyear mounted his "safety", and this being the photographic era where cameras had not yet reached a stage of technical advancement which enabled them to be used to take an "action shot", Goodyear positioned the pedal of his cycle on a stone to lend support, and positioned himself as though he were in the act of riding the bicycle. At this moment, when all was ready for the photograph to be taken, an enemy shell landed nearby and somewhat rudely dismounted the cadet, "upsetting the apple-cart". As a bombardment was now in progress, the actual



SOUNDING THE ALARM.

"Sounding the alarm."

attempt to take the photograph was abandoned, but the party reassembled at a later stage and the mission was accomplished.

Catalogues and philatelic journals refer to Mr D Taylor but he should in fact be described as Dr D Taylor, as he was a medical practitioner, and also an enthusiastic amateur photographer.

Sgt Major Warner Goodyear was a young lad, 12 years of age at the commencement of the siege, but was possessed of remarkable qualities for so young a boy. He was primarily a "leader" in the true sense of the word, imbued with a spirit of enthusiasm and a zest for rendering service.

In essence he was the very model of the ideal Boy Scout. Young Warner inherited these qualities from his father, Capt Charles Goodyear, who had been the first Mayor of Mafeking. Charles Goodyear had seen service with Col Warren's Expedition and was the first officer to join the Bechuanaland Border Force.

All available manpower was required by the beleaguered defenders of Mafeking and, boys being boys, they were naturally high-spirited, and to them the seriousness of warfare which occupied the adults was treated as a game. This was fun to be enjoyed and, whilst their elders kept to the safety of the underground dug-outs during the bombardments, the lads were in their element and treated the shelling of the town with a "devil may care" attitude. Baden-Powell's ingenuity again manifested itself, and he saw the boys being utilised to perform a useful service which would release the adults for more direct duties connected with the defence of the town.

Baden-Powell instructed his Chief Staff Officer, Major Lord Edward Cecil, to form the boys from 9 years and upwards into a cadet corps. Their ebullient spirits and enthusiasm could be usefully harnessed. The cadets were equipped with a smart khaki uniform and were issued with either a forage cap or a "smasher" bush hat with a yellow puggaree band. The cadets were indeed proud of their new uniforms and co-operated in full measure with Lord Edward Cecil.

Given responsibility, the boys grabbed at the opportunity to be of service and were used as messengers, postmen, and also manned look-out posts. The lads were regularly drilled by Lord Edward Cecil, and Baden-Powell also took a keen interest in the corps, teaching them woodwork and the finer aspects of camping and hiking. Competitions for the boys were organised to sharpen their powers of observation and memory. The lads accredited themselves admirably in the execution of their duties.


In *Scouting for Boys* Baden-Powell relates that he asked one of the youngsters during a particularly heavy bombardment "whether he did not think he would be hit one of these days riding about when the shells were flying" - The boy replied: "I pedal so quick, Sir, they'd never catch me".

The majority of the cadets acted as messengers and mail carriers, and were issued with despatch pouches. After an experimental beginning, the "Local Post" delivered by the cadets became a smoothly run operation. Initially the Cadet Corps was supplied with donkeys, and the revenue derived from the postal charges for the local delivery within the town at the rate of 1d per  $\frac{1}{2}$  oz., and to the forts on the external defence perimeter at 3d per  $\frac{1}{2}$  oz., was utilised for the upkeep and maintenance of the donkeys. Later on, as the shortage of food made itself felt, the donkeys found their way to the cooking pots. The revenue derived from the local stamps was then utilised for the purchase of the bicycles, repairs and running expenses.

This postal system was instituted before the issue of stamps, and initially the fee for delivery of the letters was prepaid in cash. This proved unsuccessful as the lads did not have sufficient change and their arithmetic left a lot to be desired. These difficulties motivated the idea of prepayment of the delivery fee, as a result of which the local stamp was affixed. Thus it came about that the local mail service was absorbed into the general postal system run by the Military Authorities.

Warner Goodyear passed on at the early age of 26 years, and Baden-Powell wrote "Goodyear's Memorial will be of

permanent value since it will record the case of a boy who in serving his country with bravery and distinction, showed that the right boy can be trusted with responsibility just as well as any man, and has just as fine a sense of duty".



### The 1d local "Bicycle" stamp

The central design depicts Cadet Sgt Major Warner Goodyear on his bicycle. His portrait is surmounted by a scroll bearing the wording "MAFEKING BESIEGED" while the central portion of the scroll is inscribed with the letters "V.R."

Immediately below the bicycle a panel is inset with the wording "LOCAL POST" whilst the tablet at the base of the design states the value as "ONE PENNY". The lettering is a mixture of small roman and sans-serif capitals.

A Lichtenstein in *The American Philatelist* January 1949 (reprinted in the *Anglo-Boer War Philatelist* March 1967), deals extensively with the plating of this stamp. His conclusions are now detailed:-

#### Production of the stamp

Its production was essentially a joint effort of Dr D Taylor and Dr W A Hayes, and was set about as follows:-

- (a) A "Master Die" was prepared by Dr W A Hayes in that he provided the ornamentation and wording to the original photograph of the cyclist taken by Dr Taylor.
  - (b) Dr Taylor produced a photographic negative from the completed "Master Die".
  - (c) 12 Prints were made from this negative.
  - (d) After carefully trimming the prints, these were carefully pasted on ruled cardboard. Traces of the ruling may be seen on all stamps from vertical Row 1 of all the plates made, and also on the 3rd stamp in the 2nd row.
- During the trimming operation a slip of the scissors was responsible for a further variety. A "nick" is to be found on all stamps No. 1 of Row 2. The trimming operation having been completed, and the prints having been correctly positioned on the ruled cardboard, a positive "key plate" could be said to exist.
- (e) The "key plate" was again photographed resulting in a glass negative. This operation was done on three occasions, thus three glass negatives were produced, the latter two being minutely larger in size than the first negative. These three glass negatives now constituted the "printing plates".
  - (f) The sheets of stamps were now printed on the specially sensitised paper. All three printing plates were used in the production of the stamps.
  - (g) The printed stamps were then taken to the local printers, Messrs Townshend & Son at Mafeking, and handed to Mr Whales who was the editor and printer of the *Mafeking Mail*, who attended to the application of the gum and ran the sheets through a single line "12 gauge" perforator to obtain the final product.
  - (h) The printed sheets were thereafter checked by the Postmaster, Mr Howat, and were then ready for issue.



Bar at top



No bar



Bar at bottom

### Bars and flaws in the Bicycle printing

The Bicycle Stamps can be divided into **three main groups**, and their relative positions on the sheet are as follows:-

- (a) Stamps with **blue bars at the top** are from the **top rows of the sheet**.
- (b) Stamps with **bars at the bottom** are from the **bottom rows of the sheet**.
- (c) Stamps **without bars** are from the **centre of the sheet**.

Lichtenstein records that he found *three types of flaws* in the stamp:-

- Group (1)** Constant flaws, each recurring in the same position and not common to any other stamp.
- Group (2)** Constant flaws in conjunction with additional flaws of various kinds.
- Group (3)** Shifting flaws. These consisted of particles of dust, hair and other intrusions which settled on the glass plate during the printing process. These flaws kept on changing position from one exposure to another.

Lichtenstein states that on examination of several hundred copies of the "Bicycle" stamp he found that the approximate ratio of stamps from the three printings were found to be 6:5:1 from plates 3, 2 and 1 respectively. Had the printing from all these plates occurred on one occasion only, this ratio would be a highly improbable result.

As a total of 9476 copies of the 1d "Bicycle" stamp were printed and these in sheets of 12 stamps, it therefore follows that approximately 800 sheets of stamps were printed in total.

One can therefore surmise that the first printing, which was from Plate 3, totalled 400 sheets, but as these were used up and the demand for more stamps existed, a 2nd printing from Plate 2 was made totalling approximately 334 sheets, and finally on their consumption a small third printing of only about 68 sheets was printed from Plate 1.

Why the small number of sheets from Plate 1? I suggest that there are two possibilities. Firstly, that the printing was larger, and that on the relief of Mafeking the remainder stocks were destroyed. The known facts, however, do not tend to support this surmise. There is no record of the destruction of any remainder stocks, and one would have expected Postmaster Howat to have made mention hereof should this have occurred. Also, it must be borne in mind that the stamps were eagerly sought even before the siege was lifted, and would in all probability have been sold rather than destroyed.

A second possibility is that the third printing occurred at a time when stamps had run short, but the town was about to be relieved, and the authorities printed only a sufficient stock to meet the circumstances. This, I feel, is the more feasible view.

### The shades of the Mafeking stamps

At this juncture it seems opportune to discuss the varying shades of colour of the "Mafeking Blues". Whilst the £1 notes show differences in colour, these are far less pronounced than the shades found in the photographically produced stamps, which vary from a light grey to a deep blue.

The scarcest of the "Mafeking Blues" are in fact not the deep blue shades, but the light grey colours which resulted from the last printings from Plate 1. These stamps are finely printed, as if in relief. Printings from Plate 2 are mostly in deeper shades of blue and are somewhat flat in appearance. The printings from Plate 3 are also mostly in deep shades of blue, but although similar in colour to those of Plate 2, show finer detail and more relief.

The catalogue determines the colours of the "Mafeking Blues" as being either pale blue on blue, or deep blue on blue, but states that the stamps vary a great deal in colour from deep blue to pale grey. The stamps in fact run the whole gamut from pale grey to deep blue. The shades range between these two poles, the "medium" shades being by far the most common. The scarcest of all shades are the pale grey and the very deep blue colour.

The causes of the great range of colours to be found in the Mafeking "Blues" are threefold:-

- (a) *The length of exposure time given*  
This was not properly controlled, and depended on local circumstances prevailing. The abnormal conditions of warfare made for even less controllable circumstances.
- (b) *The primitive chemical process employed in preparing the paper*  
Although no doubt every attempt was made to prepare the ferri-prussiate solution in the correct proportions, the fact that different shades of stamps are found on the same sheet is indicative of the unequal distribution of the chemicals on the paper prepared for the photographic image.
- (c) *The deficiency of a plentiful supply of chemicals*

As stocks of the chemicals became depleted they were mixed in a more diluted form for reasons of economy. It will immediately be appreciated that the authorities were not concerned with bringing out an issue of stamps for posterity, but were only concerned with fulfilling a need which existed i.e. to produce stamps for the payment of local postage. They were not particularly concerned with ensuring that uniformity of colour was maintained.

There are also differences in the bar characteristics of the three printings of the "Bicycle" stamp.

**Plate 1**

The top bar lies on the outer frame of stamp No. 1 and slants upwards to the right and ends up approximately 1½ mm clear over the right top of stamp No. 4. The bottom bar commences well below the outer frame of stamp No. 9 and slants upwards, ending at the foot of "Y" and obliterating the full stop on stamp No. 12.

**Plate 2**

The top bar encroaches on the outer frame of stamp No. 13 and slants upwards to the right, and ends approximately 1 mm clear to the right top of stamp No. 16. The bottom bar covers the inside frame line under the value tablet, slanting up to the right, and ends up bisecting the value tablet of stamp No. 24. The "Y" of Penny is seen as a "V" under these circumstances.

**Plate 3**

The top bar extends just clear of the centre frame line of stamp No. 25 and slants downwards to the right completely covering the inner frame line of stamp No. 28. The bottom frame line is split throughout its entire length, is practically straight, and completely covers the bottom outer frame of all four of the bottom stamps Nos. 33, 34, 35 and 36. The varieties enumerated by Lichtenstein in his plating study are hereafter set out. He mentions three sub-varieties No. 13a, 24a and 31a. These he contends developed during the life-time of the plate, and could be due to splashes of ink, acid or other intruding substances.

Lichtenstein's diagrammatic representation of the three plates and the flaws are listed hereunder:-

PLATE I				PLATE II				PLATE III			
1	2	3	4	13	14	15	16	25	26	27	28
5	6	7	8	17	18	19	20	29	30	31	32
9	10	11	12	21	22	23	24	33	34	35	36

**Legend**

- T = Bar at top of stamp
- B = Bar at bottom of stamp
- G = Guide line(s) at left of stamp.
- N = Nick in outer top frame left of Crown.

The relative plating positions of the individual stamps can be determined from the following characteristic flaws:-

- 1) dot over front wheel, white flaw over G of Siege . T-G
- 2) big white ball in top frame left of crown ..... T
- 3) daisies on ground above Y of Penny ..... T
- 4) ring in top right corner, small dot below NE of One ..... T
- 5) white spot before cyclist's head, ball top to crown ..... GN
- 6) no discernible flaw ..... G
- 7) cocoon below centre of left frame ..... faint
- 8) spot in right triangle, dot in right outer frame, opposite wheel ..... B-G
- 9) white spot behind cyclist's head ..... B
- 10) dot right top of O, dot between N.E., bottom bar bending down at right ..... B
- 11) dot at right foot of right triangle, bottom bar wavy at left ..... B
- 12) dot at bottom of O, dot outside frame opposite O, dot below S of Post ..... B
- 13) thickened frame above Y of Penny ..... T-G
- 13a) ditto plus large flaw at top left ..... T-G
- 14) lamp on front wheel, dot right of crown, dot behind cyclist ..... T
- 15) rose-bud in top right triangle ..... T
- 16) dot outside top frame centre, white dot under OF ..... T

- 17) large dot left bottom O, dot behind cyclist .... GN
- 18) dot in top half of E of Penny ..... G
- 19) numerous white spots (splashes) at left ... faint
- 20) tiny dot below frame under N of One, faint dot behind cyclist .....
- 21) dot in frame opp. Siege, dot behind cyclist's head ..... B-G
- 22) broken O, dot between NE of One, white spots left over O and on foot of E of One ..... B
- 23) wavy and cracked bottom bar below EN. of Penny ..... B
- 24) cluster of tiny spots left top of O of One ..... B
- 24a) ditto plus faint large white ball at NY of Penny B
- 25) dot below left end of ribbon, dot at foot of N of One ..... T-G
- 26) dot above G of Siege, tiny dot at foot of second N ..... T
- 27) dark ball outside centre left frame, dot above V.R., tiny dot below first N of Penny ..... T
- 28) barrel above EK of Mafeking ..... T
- 29) circle bottom back wheel, dots between wheels G-N
- 30) white flaw under G of Siege, dot centre right arch .....
- 31) thickened foot to I of Siege ..... faint G
- 31a) ditto plus 2 faint balls at top left triangle faint G
- 32) white line after cyclist, tiny dot below second N
- 33) line on bar below O, 2 spaced dots top right frame ..... B-G
- 34) ten large cracks in bottom tablet ..... B
- 35) large blob about ONE, right bottom cracked, white speck behind cyclist ..... B
- 36) damaged left bottom corner, dot left of V of V.R. .... B

**Measurement**


Stanley Gibbons gives the width of the "Bicycle" Stamp as 18½ mm, whilst Stephen Rich and Robson Lowe (*Empire in Africa* Vol. 1) give the measurement as 18 mm. I cannot agree with either. All my examples measure between 19,5 mm and 19,75 mm. The height varies from 23 mm to 23,5 mm.

**The designer's initials**


A fact not generally known is that the "designer" of the Bicycle stamp, Dr W A Hayes, incorporated his initials into the design of the stamp. This will be found in the space separating the value tablet from the portion representing the original photograph. The "W" and the "H", the initials of the worthy Doctor, are clearly seen in the illustration.

**Varieties**

- (1) **An imperf pair** from the left top corner of the sheet is known. This pair shows the sheet margin in full, and is in an untrimmed state. This item is un gummed, and would appear to be a proof from Plate 3. The pair was sold by Harmers of London as "variety imperforate", and is still listed by Stanley Gibbons as such. It was chronicled in the *Essay Proof Journal* in January 1947, and lastly made its appearance at the *Maria de la Queillerie* sale in 1970 (Lot No. 513).
- (2) **An imperf. essay**  
A stamp in a smaller size than the usual stamp measures only 16 mm x 20½ mm. This was apparently an essay submitted, but found to be too small. This stamp is authenticated by the Post Office official (Mr Howat) at the time of the siege. (Lot 502 *Maria de la Queillerie* sale - 1970). This is the only example known of this variety.



*The initials of Dr W A Hayes in the design.*



*The imperf. pair*

**(3) An unrecorded variety**

This is housed in my collection, and is variety Imperf. Top. It is Stamp No. 25 of Plate 3 and is from the top left corner of the sheet, and shows the sheet margin at the top of the stamp. (See photo).

**(4) Another unrecorded variety**

This shows the "break up" of the value tablet. A

number of white lines extend vertically into the value tablet and are joined irregularly at the base close to the bottom perforations.

I know of two stamps thus far showing this phenomenon and both are cancelled on 11 May 1900 (only 6 days before the relief of Mafeking). The stamps are from the bottom row of the third plate and are, in all probability, the final printing to have been made from that plate, and seem to have been brought into use only very shortly before the siege was lifted.

The one example illustrated is in my collection, whilst the other was sold in the Maria de la Queillerie sale (Lot 510).

What caused this variety? If the emulsion on the glass negative "printing plate" had contracted, causing portion of the glass to be free of emulsion, the resulting photographic positive, i.e. the printed stamps, would have shown **black** lines and not **white** lines. The reverse is suggested, namely, that the emulsion on the glass negative underwent a process of expansion (through the application of heat or otherwise), causing it to thicken on those portions of the glass negative plate where these white lines occur. Thus on printing from this glass negative plate white lines appeared at the base of the stamp. This seems "prima facie" to be the probable explanation.



*The unrecorded variety imperf. top.*



*The "broken" value tablet*

## The 3d "Baden-Powell" local stamp

The design consists of a bust of Baden-Powell facing slightly to the left, wearing a bush hat turned up at the side. A scroll surmounting the head bears the caption "MAFEKING" and "BESIEGED" with the date "1900" in a central panel. The lettering is in small roman capitals. Below the bust of Baden-Powell the value is inscribed in a scroll "POSTAGE THREEPENCE". The stamp is further distinguished from the 1d issue in that the words "LOCAL POST" are omitted

### The photograph

It may be as well to record immediately that the photograph of Baden-Powell which was utilised for the production of the stamp has a direct link with the £1 Mafeking Note. The photograph was taken by Mr E B Ross, who produced the note. I could find no reference to the credit due to Mr Ross as the photographer in any philatelic record, and feel that it is high time that this fact be made generally known. A copy of the photograph taken by Mr Ross, from which the stamp was made, is shown below. Baden-Powell is seen as a half-length portrait. Captain Greener designed the stamp and the photographic plate was made by Dr Taylor, who printed the stamps.



MAJOR-GENERAL BADEN-POWELL.  
This portrait, which was taken in Mafeking during the siege, is interesting as being the one from which the siege stamps were made. (See "With the Flag to Pretoria," p. 621.)

### Technical data

This stamp, like the "Bicycle" issue, was printed in sheets of twelve arranged in 3 horizontal rows of 4 stamps each.

There are *two basic formats*:-


(a) **Narrow**, 18½ mm wide.

This measurement is vide the catalogues, but Rich states the stamps measure between 18 mm and 18½ mm and my physical measurements are in agreement. The width of the stamp is definitely not uniform in all the examples I tested, and my copies fall within the limits of 18 mm and 18⅓ mm. These differences may be accounted for by the variable factor of paper shrinkage caused in the drying process.

(b) **Large**, 22 mm wide

It will be recalled that I referred to a smaller format "essay" of the "Bicycle" stamp. This small format proved unsatisfactory and in consequence the issued stamp was

enlarged, due to the lack of detail in the smaller size. Similar considerations applied to the "Baden-Powell" stamp, and it was felt that by enlarging the format greater justice would be done to detail, and the appearance of the stamp would be enhanced.



*Narrow format and large format on cover.*

The dates given by Rich for the issue of the "Baden-Powell" stamp are

*Small format* 9 April (but perhaps 7 April)

*Large format* 11 April.

These dates were confirmed by the Postmaster, Mr Howat.

6,072 stamps were printed in the narrow setting, and 3,036 stamps were printed in the wider setting.

**Query.** This ratio of 2:1 between the quantity of small and large format stamps is suspect. Far less of the large format stamps are offered at auction than the proportion of one in every three (the expected frequency if Mr Howat's ratio is applied). Experience seems to indicate that a far greater proportion of "B-P's" than 2 out of 3 consists of the small format. The ratio would therefore be far greater than 2:1, suggesting that the large format B-P stamp is far rarer than its small counterpart. Mr Howat's printing figures must, in this respect, be considered inaccurate.

The stamp were perforated by a 12 gauge line perforator and gummed by Messrs Townshend & Sons in Mafeking.

Like the "Bicycle" stamp, the colour of the stamp also varies greatly from a pale grey to a dark blue.

### The "Broken Plate" variety

Dr Freund (*The South African Philatelist August 1945*) had dealt in depth with this fascinating aspect of the Baden-Powell stamp, and my article would be sadly lacking if his findings were not incorporated. Commonly referred to as the "Cracked Plate" variety, this is a misnomer as the plate was actually "broken" and the two pieces were replaced in the frame.

At first it was thought that the "broken plate" variety existed only on forgeries.

The "broken plate" variety occurs only on the stamps of the larger format. During the printing operation, Dr Taylor



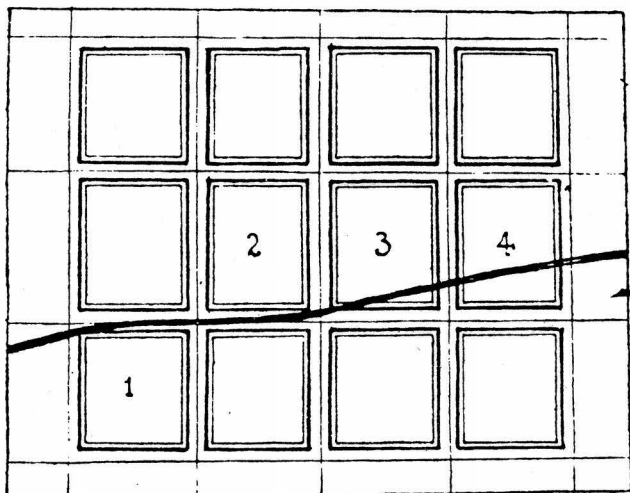
So called "cracked plate" variety (position 3)

dropped the negative glass plate accidentally and it broke. It was felt by the Doctor that it would be unnecessary to make a new negative plate as the frame holding the plate and printing paper in the printing operation could hold the glassplate sufficiently well, so that the printing operation would not be hampered.

There have been suggestions that the damage was done with a view to creating a philatelic "variety" for speculative motives. In my view the very fact that the cracked plate was used is an indication to the contrary, as the prime purpose was the production of stamps to meet a local need in particularly unique circumstances, and is indicative of the intention to print the stamps with the least possible delay for the purpose which they were destined. The use of the broken plate and the decision to "made do" with the stamps which resulted from the printing with this plate, I submit, lends complete credence to the urgency of the situation. The operation involved to make another replacement plate was complicated and time consuming, and no doubt the photographer decided in his wisdom that it was unnecessary.

### The break in the plate

This is best illustrated by the diagram prepared by Dr Freund which appears below.



The stamps affected are:-

#### Position 1.

Row 3 No. 1 (on the left top margin and extending along the top margin) -minimal;

#### Position 2.

Row 3 No. 2 (extending along the top margin, or else on Row 2 No. 2 along the bottom margin, depending on the posi-

tion of the sensitized paper in the frame in relation to the breaks) - Minimal.

#### Position 3.

Row 2 No. 3 (on bottom of stamp picture) - pronounced;

#### Position 4.

Row 2 No. 3 (on bottom of stamp picture) - pronounced;

When the two parts of the broken glass plate were positioned in the printing frame they did not fit tightly together. There was a degree of displacement which is noticeable in position 3, but even more pronounced in position 4 which resulted in the frame lines of the stamp falling out of alignment.

Further varieties occur in respect of the width of the crack which are also understandable, and result from a minimal movement of the two pieces of the glass plate in relation to one another during the printing operations. Thus there are variations of "degrees" of the crack on stamps in positions 1, and 2. These are not always identified on single copies, as the crack extends in the main through the perforations, or in close proximity thereto. Where the displacement gap between the glass is substantial the crack is easily detected on the stamp. The break can appear as a thin blue line, whilst where the broken sections of the glass plate shifted away from one another to a marked degree, a thick white line is seen. Alongside the thick white line the thin black line is still visible, and this is due to prismatic refraction resulting from the irregularity of the glass plate at the edges. Dr Freund also refers to two different sizes of the large format (23 mm and 24 mm) which he states were again occasioned by the shrinking of the paper during drying process. I unfortunately do not have a sufficient number of copies of the large format stamp to comment hereon, but his conclusion seems to be quite correct if regard is given to the different measurements found in the smaller format of this stamp, which I have verified, and which was presumably occasioned by the same reasoning.

The number of copies of the "Broken Plate" variety are not plentiful. Freund suggests that 5 sheets were printed from the "Broken Plate" and thus only 20 copies should be extant.

The variety can be considered in the circumstances to be a major rarity. I know of only one example on cover.

### Further varieties

#### (a) Imperf. bottom of the stamp

#### (b) Imperf. between horizontal pair

This variety is listed by Stanley Gibbons. Both the above varieties can be explained as having been caused by human error of the operator of the perforator.

#### (c) Stamp doubly printed

To have produced this effect the sensitized paper must have shifted slightly in the frame in relation to the glass negative plate during the printing stage, resulting in an aberration, in consequence of which a "doubly" printed stamp resulted.

#### (d) The reversed design

This is a most curious and fascinating variety. One sheet was reproduced the wrong way round in the printing process. In consequence, Baden-Powell faces to the right. All the inscriptions are reserved, and the mirror image has a slightly blurred effect. The emulsion on the side of the glass plate away from the paper. Although 12 copies were printed, only seven copies are known to exist. All the above varieties are extremely rare.

It is an old cliché that "truth is sometimes stranger than fiction" and an interesting account is related by Mr J V Howat, the Mafeking Postmaster, who incidentally was also a philatelist. It concerns an error of omission on his part, for he was charged with the work of checking the printed sheets after they had been gummed and perforated, but before their actual issue. In so doing, he must have missed out on the rare sheet with the reversed design.

There was a great demand for the stamps of Mafeking during the siege, and Mr Howat refers to the Notice appearing in the *Mafeking Mail* of Thursday 10 May 1900 (No. 140) in which, under a listing "Stamp Collecting", mention is made of a "Baden-Powell"-like head. "Looking right (\* scarce)."



Thereafter many offers to purchase Mafeking stamps are contained in various siege issues. He states that his "introduction to this "stranger" was decidedly interesting", and on looking at the siege slip of 11 May he noticed an advert under the heading of "Stamps Wanted" – and amongst the items required by the hopeful purchaser was the item "Head to right 3d blue".

Here was additional evidence of the existence of this stamp, known and wanted in Mafeking!

Howat kept a sharp lookout for the item. For months the stamp eluded him, and having practically given up hope, a singular event occurred. Whilst in London on a visit to the stamp dealers, Plumridge & Co, Mr Plumridge told Howat he had missed out on a fine sale of Mafekings in their last sale, but that another extremely fine lot would be coming up at their next auction, which he ought to view. On receipt of the auction catalogue, he requested the auctioneers to forward the Mafeking lots to him for inspection, and an unusually pale Baden-Powell stamp attracted his attention – This was it! In a mixed lot there was the "gem" item head looking to the right!

So as not to attract undue attention to the stamp, Howat decided not to send in a higher bid for this particular lot, but picked out a number of lots which he instructed Messrs Plumridge & Co to purchase at best. His ruse succeeded even beyond his most sanguine expectations, and at last he had laid his quarry! The King of Mafekings was knocked down to him for £2-10-0. The story had a happy ending for the Postmaster who had been responsible for the checking operation, and through oversight had missed out on this rarity.

### Stamps on piece and on cover

So many Mafeking Blues are found on piece, usually with a fine strike, that it becomes difficult to imagine these as having served a genuine postal use. The supply exceeds the usual norms that one would have expected, and it appears to me that these were affixed on piece and cancelled by favour, probably as souvenirs.

Stamps genuinely used on cover are rare, and the large format on cover is exceedingly so. I had occasion to ask the late E Blum about this aspect and he informed me that only about 8 stamps of the large format on cover still existed.

A few years ago a copy of the large format stamp on cover showing the rare "Cracked Plate" variety came on the market and was estimated by the auctioneers, Robson Lowe International, at £150. It was a "gem" of an item, addressed to Baden-Powell personally during the Siege, and my bid of three times estimate must have looked silly, as it fetched £800. I wonder what this item would reach to-day having regard to the general upsurge in price of fine philatelic items?

### J V Howat's initials

It is thought that the Postmaster's wife, Mrs Howat, initialled a few of the stamps on piece at the back of the paper (not the stamp!). I have an example in my collection and illustrate the initials on the rear of this piece.

*J. V. Howat*

### The paper and the watermark


A supply of laid paper of foolscap size was obtained by the authorities, which was available in the besieged town. The paper had been manufactured by John Dickinson & Son, and shows horizontal lines approximately 1½ mm apart, which are intersected by vertical lines approximately 25 mm apart. The "Mafeking Blues" were printed on this paper. The paper is generally of a high quality and of the type which was used for legal documents. The paper was treated and sensitized for reception of the photographic image.

It was at first thought that the "Mafeking Blues" had been printed on unwatermarked paper but Dr Freund, on examining specimens of the stamps, found traces, portions, and in rare cases, complete letters indicating, as he had anticipated, that the paper was in fact watermarked. By a reconstruction undertaken it was established that in fact the paper was watermarked, and the mark consisted of the words "OCEANA FINE".

The top word of the watermark "OCEANA" appears in an old English outline, the letters being 17½ mm in height except for the "O", which measures 23 mm. The overall length of the word "OCEANA" measures 103 mm. The bottom word "FINE" is in Roman Capital outline, the "F" being 14½ mm, whilst the other letters are 11 mm in height. The length of the word "FINE" measures 65 mm. The watermark "OCEANA FINE" appears only once on each foolscap sheet. Its position thereon varies, although in the main it seems to commence somewhere in the bottom row, or to finish just in the top row of stamps.



Diagrammatic representation of the laid paper with intersecting vertical lines.



The Watermark "Oceana Fine".

As the watermark only occupies about 8% of the total area of the foolscap sheet, and more than one sheet of stamps was printed from each of the foolscap sheets (the stamp sheets being of considerably smaller dimensions in relation to the foolscap sheet), it is understandable that the vast majority of the "Mafeking Blues" will not be positioned where the watermark appeared, and can be described as "without watermark". It follows that only about 8% of the stamps printed can show portion of the watermark, and these stamps are therefore considerably rarer than the "normal state" without watermark. Stamps showing a complete letter of the watermark are very rare.

### Forgeries


Forgeries of both the "Bicycle" stamp and the Baden-Powell stamp exist. These are generally well executed and the example of the "Bicycle" stamp produced photographically by the same process as the genuine stamp also shows all the detail. The initials of the designer, Dr W A Hayes, are clearly seen. The forgeries, if photographically produced, cannot readily be detected by any colour difference from the genuine, due to the large variety of colours which exist, but are generally slightly smaller than the genuine stamp. The perforation of the forgeries is nearer 11½ or 12½ than the genuine perforation which gauges 12.




*Forgery on a faked cover.*

The paper will be of great assistance, too, in detecting the forgeries, as once it can be established that the doubtful item is printed on anything but laid paper it stands condemned. If, however, it is printed on laid paper the strong possibility exists that it is genuine, and when the item shows a portion of the OCEANA FINE watermark it is almost certainly genuine. In any event, forgeries of the "Mafeking Blues" are not plentiful, and are rapidly falling into that class where one could pay a premium for the forgery above the price of the genuine stamp.

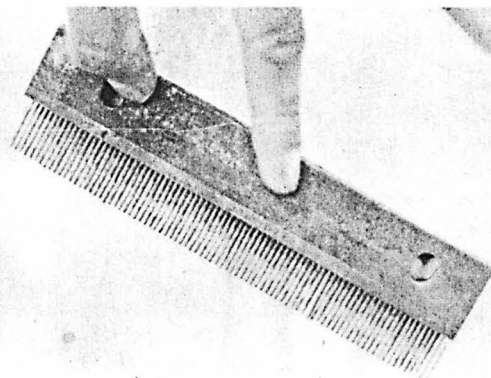
### Perforation equipment



*A treadle comb perforating machine of a similar vintage to that which in all probability was used by Townshend and Son at Mafeking.*



*A close-up of the head of the comb perforator showing paper in position under the perforator. Behind the head, as illustrated in the photograph, a stop bar is placed so that the paper is pushed against the stop bar. After the perforating action has been completed, the stop bar is moved a given distance backwards and the next row of perforations are then done. Conceivably, if the operator of this machine had decided to perforate, say, six sheets and the stop bar was moved to position 2 after the first perforation exercise had been done, and then inserted an additional sheet on the top of the existing six sheets which he possibly forgot to put through the perforator in operation 1, then this would explain how one could get the variety imperf at top and similarly the other imperf varieties could occur with little stretch of the imagination.*



*A close-up view of the comb perforator. The pins are depressed in a downward position when the treadle lever is operated, puncture the paper and thereafter house themselves into a female bed, which is so made as to exactly fit each of the perforating pins in the comb.*

## Mortality rate

An unusual feature of the Mafeking stamps generally is their low mortality rate. Mention has herein been made that there were many advertisements in the *Mafeking Mail* making offers of purchase, and for the sale of these stamps, and complete sets of all issued stamps were eagerly sought during the siege. So much so that some of the overprinted and surcharged issues were actually forged in Mafeking during the Siege! Siege souvenirs were the rage, and demand was keen even for the acquisition of the Boer shells which had landed in the town.

An advertiser in the *Mafeking Mail* offered £4 apiece for one pound maxim shells! In fact, Mafeking was souvenir mad, and the stamps for this very reason would, to a very large extent, have been preserved. The preservation of stamps from Mafeking did not only extend to the defenders, as it is known that after General Snyman had moved his camp, a number of letters were recovered, which had been taken from the captured runners – but all the stamps had been removed!

## Local stamps used externally

Although the 3d Baden-Powell Stamp was intended only for local use, covers sent via the Northern and Southern routes have on very rare occasions been franked with local stamps. It is not clear whether these were accidentally allowed through the Post Office, or whether the authorities occasionally shut their eyes to the usage of these stamps in this manner. Such covers are, however, very rare.

## Destruction of the plates

The view is generally held that the photographic negatives from which the stamps were printed were destroyed shortly after the town was relieved.

## Fable or fact?

- (1) *Baden-Powell was not aware that his portrait was to appear on the 3d Local Stamp.*
- (2) *The Queen was greatly displeased that Baden-Powell's Head appeared on the Stamp.*

These are beliefs commonly held, and originated very shortly after the siege was lifted:

- (a) **A cutting from a contemporary newspaper** (unfortunately it is not named nor dated, but would appear to have been in circulation very shortly after the siege states "inter alia"):-

*The true story of the Mafeking Siege Stamps was related the other day – in London. It may be recalled that whilst Mafeking was beleaguered, a stamp bearing the head of Lord Baden-Powell (at that time Col. R.S.S. Baden-Powell) was produced. It was generally believed that Queen Victoria viewed with great displeasure this martial philatelic curiosity. At the Annual Reunion Dinner of the survivors of the 1890 Pioneer column, the 1893 Matabele War and the 1896 – 97 Matabele Rebellion, held in London the other day, Lord Baden-Powell was in the chair. Amongst those present was General Sir Alexander Godley, brother of Colonel Godley, who was formerly Chief of Police in Johannesburg. Sir Alexander stated that in view of certain "misconceptions" he would like to tell the true story of the Mafeking Stamp.*

This is Sir Alexander's narrative:

*"I walked in one day to Mafeking from my outpost". There I came across Colonel Lord Edward Cecil in earnest conversation with the Postmaster. B.P. had had the stamp of British Bechuanaland, which we were using, surcharged with the words "Mafeking Besieged", and the discussion between these two was as to whether we shouldn't have a stamp of our own. Asked for my opinion I said it was a jolly good idea. The postmaster then raised the question of what we should put on it.*

*I am not prepared to say who replied first – Cecil or myself – but I do know that we both said with one accord "B.P.'s Head"!*

*The Postmaster produced the stamp which later gave rise to a certain amount of feeling. It was thought that perhaps B.P.'s Portrait on a stamp wasn't quite the thing. I can assure you, however, that B.P. himself was entirely unconscious about the stamp until it was actually produced".*

I accept this as the origin of the idea for the stamp, and also the fact that B.P. was possibly not aware that initially his head was to be reproduced on the stamp, but cannot agree that he was "unconscious" about the stamp until it was actually produced. I will elaborate my reasoning hereafter.

Let us first consider some of the chronicled literature dealing with these misconceptions.

- (b) **"B.P. The Story of his Life"** – by E E Reynolds (Oxford University Press).  
A very well known book in Scouting circles, and read by me during my Scouting days. I quote from page 48 – "money, too, was needed, so they printed their own from a design drawn by B.P. These stamps were required for the town post. The first issue had B.P.'s head on them, but this had been done without his knowledge and as a pleasant surprise for him. It was indeed a surprise; and although he had it altered to a boy riding on a bicycle, the legend still lasts that his head was used for his own glorification!"
- (c) **"Baden-Powell and Scout Stamps"** – J L Moss (*The S A Philatelist* 1954 page 164). "it is just on fifty-three years ago that the late Lord Baden-Powell, founder of the Boy Scout Movement, had his portrait placed on a special issue of Mafeking stamps, without his knowledge".
- (d) **"On Looking Back"** – unnecessary Issues – G J Houbert (*The S A Philatelist* 1965 page 94). "We now come to the crowning shame of the lot – The "Mafeking" issue. Granting that Gen. Baden-Powell was ambitious of having his features portrayed on a stamp, . . ."
- (e) **Sir Robert Baden-Powell, Boer War Hero 1899 – 1900.** *Linn's Weekly Stamp News*. Greener designed the Baden-Powell Stamp from a photograph by D Taylor . . .

- (f) **Silver Images** – Dr A D Bensusan.

"A story is related by Ira Seebacker in "Popular Photography" magazine, perhaps apocryphal but very likely to have had some basis of fact, that these stamps displeased Queen Victoria. Previously, members of the Royal Family were the only personages who had been pictured on stamps of Britain and her Colonies. This had been true ever since Britain had used the world's first postage stamp in 1840, which portrayed the Queen herself. Victoria may well have regarded this Baden-Powell stamp as *lése majesté*.

In fairness to Baden Powell, it must be stated that the design of the Mafeking Siege Stamp supposedly had been selected and executed without his knowledge. He is believed to have realised the enormity of this affront immediately and hastily ordered another stamp to be made, – the one of Goodyear on his cycle. Some authorities question the accuracy of this story, basing their suspicions on the fact that the Goodyear Stamp followed the Baden-Powell one by only two days, an indication that the latter was in production, before the first had even been issued."

I also initially accepted that Baden-Powell was unaware of the fact that his portrait was to be utilised until the stamp was actually issued, and that the Queen was displeased, but a search through the Mafeking Mail seems to prove the fallacy of these propositions.

Firstly, the *Mafeking Mail* was utilised by Col Baden-Powell to record the General Orders issued for the Mafeking Garrison, and it is specifically stated that these orders are "By Colonel R.S.S. Baden-Powell, Commanding Frontier Force".

Now one quality which Baden-Powell possessed was that of being thorough and meticulous. I cannot possibly accept that he would have failed to have perused the *Mafeking Mail* each day of its circulation to check that his general orders appeared, and as the special Siege Slip was only a single page,

I have no doubt that the 5 minutes required to read the *Mafeking Mail* each day would have been an exercise which Baden-Powell would certainly not have omitted to do.

The following then becomes of significance in determining the propositions above enunciated by the learned writers. The first relevant notice is contained in the *Mafeking Mail Special Siege Slip* dated Tuesday 3 April 1900 (No. 108) and the General Orders are dated 2 April 1900.

#### **"Stamp or notes – Photographs of etc.**

Persons are warned that they render themselves liable to heavy punishment should they be convicted of forging by copying, reproducing, or imitating by Photography or any such means, any note or stamp or surcharge thereon, whether for purposes of passing or not, which may have been, or which may be brought out by the authority of the Colonel

Commanding the Forces."

From this the following clearly emerges:

- (a) **Photography** was envisaged on 2 April 1900 as a means by which
- (b) *Stamps would be brought out, and would require*
- (c) *The authority of Baden-Powell personally* to enable this to eventuate.

The next notice relevant hereto appears significantly in the *Mafeking Mail Special Siege Slip* of Saturday, 7 April 1900, (No. 112) and is contained in a notice published by the Postmaster.

#### **NOTICE**

"The new Issue of stamp bearing the Colonel's Photograph, will be produced on Monday the 9th instant. These stamps can only be issued on production of letter addressed locally (Mafeking or forts). No person can for the present be allowed to hand to the Officer in Charge of Siege Post Office more than one letter per diem."

J.V. HOWAT  
Postmaster.

Mafeking,  
April 7th 1900

To my mind herein lies the answer! Baden-Powell **must have known on 7 April 1900**, even if his permission to produce the stamp bearing his head had not been obtained, (which is highly improbable) as he would have to authorise the issue (vide General Orders 3/4/1900) that such a stamp was to be produced. **He had the whole week-end to prohibit the issue of the stamp but failed to do so** – The inference is obvious! – B.P. knew in advance, and at least tacitly, agreed to this issue.

The question of Queen Victoria's displeasure next arises. Just as Baden-Powell never admitted nor denied on the record his prior knowledge or otherwise of the intended issue of the 3d local stamp bearing his portrait, equally there is no record which substantiates the rumour handed down over the past 78 years that the Queen was in any way displeased. This is pure surmise and I submit that there is no foundation for this whatsoever. The available record seems to indicate the contrary, for the Queen personally sent the following telegram to Baden-Powell:

*"I and my whole Empire greatly rejoice at the relief of Mafeking after the splendid defence made by you through all these months. I heartily congratulate you and all under you, Military and Civil, British and Native, for the heroism and devotion you have shown.*

V.R.I."

Finally, I refer to the message of congratulations from Lord Roberts to Baden-Powell published in *The Mafeking Mail – Special Siege Slip* dated Wednesday 30 May 1900 (No. 151).

*"I rejoice that the Queen has been pleased to give you the well-earned rank of Major-General".*

The above hardly reflect the sentiments of Queen Victoria supposedly "with her nose out of joint" as a result of the perpetration of *lése majesté* on the part of Colonel Baden-Powell.

It will be recalled that the issue was in any event to be for "local" usage only, and its purpose was to raise revenue for the maintenance of the local post and no other.

The other misconception that Dr Taylor was responsible for the Baden-Powell portrait has already been dealt with, and Mr Ross' credit for taking the photograph has been established.

Before concluding the article, I feel that a short biography of the "Colonel" would not be out of place –

**Robert Stephenson Smythe Baden-Powell** (22-2-1857 – 8-1-1941).

He was the sixth son of Rev Baden-Powell, Savilian Professor of Geometry at Oxford, and named after his famous grandfather, Robert Stephenson. From his mother Henrietta Grace Smythe he inherited his skill as an artist, and was encouraged by her to study natural history and actively to participate in camping and boating.

He attended Chaterhouse School in 1870 where his talent as an actor and mimic came to the fore. He did not excel at his studies or at sport whilst at school, and decided on an Army career. In September 1876 he sailed for India to join the 13th Hussars as a sub-lieutenant.

He took a keen interest in reconnaissance and scouting, cavalry instruction, and excelled at the sport of pigsticking. He was promoted to Captain in 1885. Baden-Powell made his first acquaintance with South Africa in 1884 over the Bechuanaland dispute. His following two years were spent on espionage missions.


He returned to the Cape in 1885, took part in the Zulu Campaign, and on his elevation to Brevet-Major acted as Secretary to the mixed British and Transvaal Commission on Swaziland. After the years in Malta as Assistant Military Secretary and a further two years in Ireland, he was ordered to organise a levy for the Ashanti Expedition in 1895 which brought about further promotion to Brevet-Lieutenant Colonel. In 1896 he saw special duty in the Matabeleland Rebellion, and was stationed at Bulawayo as Chief Staff Officer. Here he had the opportunity to engage in night scouting, and by this means discovered the positions of the native Impis in the Matopos. He received the nickname from the Matabele of "Impeesa" (the wolf that never sleeps). Promoted to Brevet-Colonel.

For the next two years he was in India, commanding the 5th Dragoons, and developed scouting as a means of training his men in self-reliance, and wrote the book "Aids to Scouting".

On his return to England he was sent to South Africa in June 1899 to raise two regiments for the defence of Bechuanaland and Matabeleland. The saga of Mafeking then followed, and with 1251 men he held General Cronjé's army of 9000 men at bay. The siege itself was a relatively minor event in the South African War, but served to immobilize large Boer forces at a vital period, and provided a great psychological stimulus. He was promoted to Major-General, but was recalled in August 1900 to raise and train a South African Constabulary, and had 9000 men under his command.

Baden-Powell returned to Britain early in 1903 as Inspector-General of Cavalry, and accompanied the Duke of Connaught on his tour to South Africa in 1906. He resigned from the Army in May 1910, to devote himself to the rapidly growing Boy Scout movement which he founded. The "Bible" of the movement, "Scouting for Boys", written by Baden-Powell, appeared in 1908.

He revisited South Africa in 1925 and again in 1936, and in 1937 was awarded the Carnegie Wateler peace prize and the Order of Merit. In all, Baden-Powell wrote some 35 books, and illustrated many of these himself. His writing displays his keen sense of humour, common sense and acute powers of observation.



*Baden-Powell and his military and civil staffs:*

*Baden-Powell in centre, seated, wearing forage cap. Capt. Greener, top row, third from left. Lord Edward Cecil, top row, fourth from left. Dr. Hayes, bottom row, extreme right.*

## Captain Herbert Greener

Captain Herbert Greener has achieved a certain amount of immortality for having designed the Baden-Powell stamp that was issued during the siege of Mafeking.

We have not been able to trace his career after 1908 but the following details have been established:

- 1889 March – Acting Postmaster General in Vryburg (British Bechuanaland)
- 1890 – Accounting Clerk at Vryburg
- 1893 to 1900 – Paymaster of the Bechuanaland Border Police
- 1901 – Paymaster of the European Troop of the Bechuanaland Protectorate Police.
- 1908 – A Colonel on the staff of the South African Constabulary in Johannesburg.

The information for 1890 to 1901 was obtained from the annual Cape of Good Hope Civil Lists and appears in the British Bechuanaland section and, finally, in the Bechuanaland section.

Is anyone able to add to this very brief note on Captain Greener's career?

## In conclusion

In conclusion, I would record that, as I initially set out to do, I have liberally used the recorded literature in an attempt to achieve a comprehensive picture of the Mafeking Blues, and the surrounding history, and must state that the conclusion I arrive at (having regard to the Bibliography completed by John D. Dowd – The Collectors Club Philatelist Vol. 47 No. 6) is that the early records of the Mafeking Issues chronicled in the "London Philatelist", "Ewen's Weekly Stamp News", "Der Philatelist", "Stamp Collector's Fortnightly" and other early articles written, are considerably updated by later works

on the subject. A considerable amount of the work done in this field is merely a re-hash by subsequent writers of previous articles, but the exceptions hereto are the early works of Bertram W H Poole, "The South African Provisional War Stamps", and F J Melville – The Mafeking Section of Cape of Good Hope, and very notably the subsequent work by Stephen G Rich, "Philately of the Anglo-Boer War 1899 - 1902" (Mafeking section).

Exceptional work done in the field I have covered has been the intensive studies by Dr K Freund and A Lichtenstein. The South African Philatelist has over the years provided the most important coverage of the Mafeking issues, and the Anglo-Boer War Philatelist has also provided much useful information.


The main contributions to serious study in depth occurred during the period 1941 to 1957, and I hope I might not be considered presumptuous in feeling that it was high time that a consolidation was submitted for publication. In so doing, I hope I have managed to raise some new "food for thought" and present my views on some of the aspects which could be controversial. If I have in some small measure succeeded in my objectives then the exercise has been well worthwhile.

## Bibliography

- Silver Images* – Dr A D Bensusan
- A History of the Regular and Emergency Paper Money Issues of South Africa* – W Bergman
- The South African Provisional War Stamps* – B W H Poole
- Cape of Good Hope* – F J Melville
- Philately of the Anglo Boer War* – S G Rich
- The Mafeking Mail Special Siege Slips*
- B-P* – E E Reynolds
- Scouting for Boys* – Lord R S S Baden-Powell
- With the Flag to Pretoria* – Amalgamated Press
- The Encyclopaedia of British Empire Postage Stamps Vol II* – Robson Lowe
- Dictionary of South African Biography* – Vol I – Tafelberg Uitgewers



The artillery piece which was made in Mafeking. This was a 4½" Howitzer and the barrel was made by shrinking rings of iron upon an old iron drain pipe. The result was a smooth bore gun which according to the literature was found most serviceable.



A photograph taken from the recent book by Meintjies "The Anglo-Boer War - A Pictorial History 1899 - 1902", which shows part of the town's defences.

The London Philatelist - Various notes on Mafeking Siege - Vols. 9 and 10

The Anglo-Boer War Philatelist

The American Philatelist - Plating Mafeking Bicycles 268/1949

The South African Philatelist

- Mafeking Siege Stamps 130/1936
- A South African "Local" stamp 21/1941
- Period of Issue of Mafeking stamps 141/1942
- The Medium Shades of the Blue Mafeking Stamp 129/1943
- Blue Mafeking stamps with watermark 64/1944; 88/1944; 104/1944; 118/1944; 6/1945
- The Broken Plate of the Mafeking Baden-Powell stamp 91/1945
- Essays and Proofs of the Blue Mafeking Siege stamps 60/1947
- The Status of the Mafeking Siege Stamps 184/1947; 54/1948; 98/1948; 120/1948; 156/1948; 196/1948; 215/1948; 44/1949
- Total Quantities of Mafeking Siege Stamps and their status 129/1949
- The Three Plates of the Mafeking Bicycle Stamp 42/1949; 79/1949
- Stamp with a story 54/1950
- Baden-Powell Land Scout Stamps 164/1954
- The Blue Local Mafeking Stamps 167/1956
- The First Boy Scout and his Cadet Corps 146/1957
- Mafeking Besieged Souvenir Album 32/1959
- Boy Scout Girl Guide International 24/1960
- On Looking Back 94/1965
- Sir Robert Baden-Powell - Boer War Hero 1899-1900 - 198/1969
- The Mafekings of the Maria de la Queillerie Collection - 243/1970
- Mafikeng - 149/1972.

## For a friend

This letter will be shown at the Stanley Gibbons international stamp exhibition in Johannesburg next month. It is in the collection of Anglo-Boer War philately of Mr Kenneth Griffith.

The letter was sent by Baden-Powell to a friend who had requested an example of the 3d stamp featuring Baden-Powell's portrait. It was written a month after the end of the siege.

